






Personalized Oral Language(s) Learning (POLL) Strategies

Anchor Text-Preschool Anchor Text & Experiences- Infant/Toddlers	Key Vocabulary Words	Intentional Message	Songs/Chants	Center Extensions	Parent/Community Engagement
		<p>Today we are going to be learning about the life cycle of a Butterfly.</p>			
<p>Picture books are selected intentionally and used repetitively to foster vocabulary and concept development.</p>	<p>Choose at least three to five key vocabulary words to introduce throughout the week. (Keep in mind the stages/ages of the children). Use photographs, pictorials cognate charts, and word walls to introduce new concepts and vocabulary as well as to deepen comprehension.</p>	<p>Embedded with content vocabulary, this written message sets the purpose of each lesson. The message can be pre-written or co-written depending on the instructional purpose. Think about verbally cuing the words in home languages to support concept development.</p>	<p>Academic and content vocabulary is woven into familiar rhythm, songs, and chants to encourage repetition.</p>	<p>Plan center-based opportunities for independent and/or small group time to explore the concepts presented and practice the language being learned. Those are child-initiated and teacher-facilitated learning times.</p>	<p>Invite family members or community members into the classroom to support the concept development. (Refer to Family Language and Cultural Interview)</p>

Strategies created by (Espinosa, E., Magruder, E., Hayslip, Oliva-Olson, C, 2015)